



Clearwater Spas

Balance & Design

BEACHCRAFT SERIES

FEATURES & BENEFITS

of the Beachcraft Series



A Clearwater Spa has your relaxation in mind, starting with how we build to the handcrafted details. Our goal is to give you peace of mind, knowing you purchased the best and longest lasting spa. Each detail is specifically placed and chosen to give you ultimate relaxation & comfort. We value quality and integrity making us stand out amongst our competitors.

There are many health benefits that come with a Clearwater Spa. Here are some of the personal benefits you can experience with your Clearwater Spa.

- Stress Relief
- Relaxation
- Muscle Pain Relief
- Recovery
- Improved Sleep
- Improved Athleticism



4-6 PEOPLE



62-67 JETS



3 PUMPS

THERAPY & CONTROLS

- Jet Pumps
- Water Diverter Valve
- Reflexology Foot Massage Jets
- Touchscreen Digital Spa Control
- Air Control Valves

BENEFIT

- Hydrotherapy
- Selection
- Reflexology
- Easy Controlling
- Adjustability

WATER PURIFICATION

- CLEAR (Option)
- Ozone
- UVC
- Silent-Flow Pump (34 GPM)
- Dual Guard Filtration

BENEFIT

- Less Chemicals
- Less Chemicals
- Less Chemicals
- Clear Water
- Cleaner Water

ENTERTAINMENT

- Premium Multicolored LED
- Water Features
- Coasters
- ClearPlay Plus Bluetooth Stereo (option)

BENEFIT

- Relaxation
- Ambiance
- Convenience
- Entertainment

DESIGN & COMFORT

- HD Foam PVC Column Supports
- Reflective Thermal Shield
- Eco-Foundation
- RIM Cabinet
- Ergonomic Seating

BENEFIT

- Long-Lasting Spa
- Energy Efficiency
- Long-Lasting Spa
- Durable & Beautiful
- Comfort



TRADITION

3 pumps | 67 jets | 6 person | 92.5" x 92.5" x 39.5" (235 x 235 x 100.3 cm)
 460 gallons (1741 L) | 100/sf filter area | Weight empty 900 lbs (408 kg)
 Pumps: 3 therapy | 1 circulating




PEARL ISLAND

3 pumps | 66 jets | 5 person | 92.5" x 92.5" x 39.5" (235 x 235 x 100.3 cm)
 430 gallons (1628 L) | 100/sf filter area | Weight empty 900 lbs (408 kg)
 Pumps: 3 therapy | 1 circulating



MYRTLE BEACH

3 pumps | 62 jets | 6 person | 84" x 84" x 34" (213 x 213 x 86 cm)
 350 gallons (1325 L) | 100/sf filter area | Weight empty 700 lbs (318 kg)
 Pumps: 3 therapy | 1 circulating




ST. ANDREW


3 pumps | 66 jets | 5 person | 84" x 84" x 34" (213 x 213 x 86 cm)
 330 gallons (1249 L) | 100/sf filter area | Weight empty 700 lbs (318 kg)
 Pumps: 3 therapy | 1 circulating

SHELL COLORS & CABINET OPTIONS

SHELL COLORS




CABINETS



* All shell colors and RIM Cabinets are standard on Beachcraft series. Cedar and DuraTech cabinets are optional.

CLEAR

STATE OF THE ART WATER MANAGEMENT



CLEAR is a state of the art water management that is a Clearwater exclusive, combines four of the best technologies available to provide you the best fresh water experience.


We can't say this is a chemical free system, **BUT** it is the most natural way to have CLEAR water.

Why is it better?

CLEAR allows you to soak in odorless, clear, natural water.

The Clearwater Difference.

INNOVATIVE DESIGN AND TECHNOLOGY CHANGING THE SPA INDUSTRY



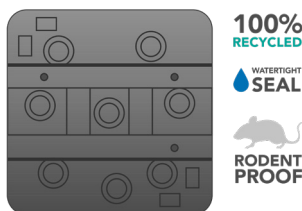
Ultra-Insulated Cabinet & Base

Extremely efficient Reflective Thermal Shield reflects and recycles heat, keeping your water warmer, and your energy bill lower compared to foam-filled spas.




Superior Shell Construction

Our commercial-grade Triple Fusion Shell is thicker, allowing a deeper, stronger, smoother tub. Steel support mesh and environmentally-friendly, EcoSpray resin (not toxic fiberglass) make the Clearwater Spas shell one of the strongest you can buy.




Eco-Foundation

Weather-resistant, fully-insulated base provides the foundation to lift the spa off of the cold ground to further insulate and it protects the spa from moisture, bugs, mice, and other unwanted pests.



Impact-Resistant Paintable Cabinet

Our RIM is the most advanced cabinet system on the market. Energy-efficient Reflective Thermal Shield reflects and recycles heat within the cabinet. Removable side panels make for easy maintenance. The only paintable cabinet available to match your home.



HD Foam PVC Column Supports

Custom PVC high-density foam-filled system will not rot, mold, rust, or breakdown like wood or steel support systems. Pillars integrate seamlessly into the foundation and the shell for unmatched strength making this the only frame-free support system in the world.

INTELLIGENT DESIGN

1. Soothing Waterfalls
2. Best Ergonomic Seating
3. Table Accessory
4. Adjustable Backlit Jets
5. Intelligent Controls
6. LED Coasters
7. Exterior Cabinet Lighting
8. Best Hydrotherapy Massage
9. ClearPlay Plus Bluetooth Stereo (Option)
10. Dual Guard Filtration



WARRANTY

20
YEARS

20-YEAR SPA STRUCTURAL WARRANTY

Includes: Shell

Clearwater Spa structures are warranted against water loss occurring from defects in material or workmanship for 20 years from the original purchase date. Clearwater Spas also warrants their spa shell interior surface against blistering, cracking and delamination for 20 years from the original purchase date.

5
YEARS

5-YEAR EQUIPMENT WARRANTY

Includes: Plumbing | Operating Equipment

Clearwater Spas warrants the operating equipment and plumbing against defects in workmanship for five years from the original purchase date.

(Europe: 10-year Structural / 3-year Equipment Warranty)

*See warranty details and limitations at www.clearwaterspas.com

Features, accessories, options, components, quantities, styles, sizes, colors, brand names, models, and specifications may be improved on or changed without notice. © Clearwater Spas, 2019.

Clearwater Spas

18800 Woodinville-Snohomish Rd. PO Box 2140
Woodinville, WA 98072 | 425.483.1877
www.clearwaterspas.com