



Clearwater Spas

Balance & Design

NORTHWEST SERIES

FEATURES & BENEFITS

of the Northwest Series



A Clearwater Spa has your relaxation in mind, starting with how we build to the handcrafted details. Our goal is to give you peace of mind, knowing you purchased the best and longest lasting spa. Each detail is specifically placed and chosen to give you ultimate relaxation & comfort. We value quality and integrity making us stand out amongst our competitors.

There are many health benefits that come with a Clearwater Spa. Here are some of the personal benefits you can experience with your Clearwater Spa.

- Stress Relief
- Relaxation
- Muscle Pain Relief
- Recovery
- Improved Sleep
- Improved Athleticism



4-6 PEOPLE



51-57 JETS



2 PUMPS

THERAPY & CONTROLS

- Jet Pumps
- Water Diverter Valve
- Reflexology Foot Massage Jets
- Touchscreen Digital Spa Control
- Air Control Valves

BENEFIT

- Hydrotherapy
- Selection
- Reflexology
- Easy Controlling
- Adjustability

WATER PURIFICATION

- CLEAR (option)
- Ozone
- Silent-Flow Pump (34 GPM)
- Dual Guard Filtration

BENEFIT

- Less Chemicals
- Less Chemicals
- Clear Water
- Cleaner Water

ENTERTAINMENT

- Classic Multicolored LED
- Water Features
- ClearPlay Bluetooth Stereo (option)
- Coasters

BENEFIT

- Relaxation
- Ambiance
- Entertainment
- Convenience

DESIGN & COMFORT

- HD Foam PVC Column Supports
- Reflective Thermal Shield
- Eco-Foundation
- DuraTech Cabinet
- Ergonomic Seating

BENEFIT

- Long-Lasting Spa
- Energy Efficiency
- Long-Lasting Spa
- Durable & Practical
- Comfort



BROADMOOR

2 pumps | 51 jets | 6 person | 92.5" x 92.5" x 39.5" (235 x 235 x 100.3 cm)
 460 gallons (1741 L) | 100/sf filter area | Weight empty 750 lbs (340 kg)
 Pumps: 2 therapy | 1 circulating



CONCORDIA

2 pumps | 51 jets | 7 person | 92.5" x 92.5" x 39.5" (235 x 235 x 100.3 cm)
 480 gallons (1817 L) | 100/sf filter area | Weight empty 750 lbs (340 kg)
 Pumps: 2 therapy | 1 circulating



TWIN PEAKS

2 pumps | 57 jets | 5 person | 92.5" x 84" x 34.5" (235 x 213 x 88 cm)
 375 gallons (1420 L) | 100/sf filter area | Weight empty 700 lbs (318 kg)
 Pumps: 2 therapy | 1 circulating

LIBERTY LAKE

2 pumps | 51 jets | 5 person
 84" x 84" x 34"
 (213 x 213 x 86 cm)
 330 gallons (1249 L)
 100/sf filter area
 Weight empty 600 lbs (272 kg)
 Pumps: 2 therapy | 1 circulating




FAIRVIEW

2 pumps | 51 jets | 6 person
 84" x 84" x 34"
 (213 x 213 x 86 cm)
 350 gallons (1325 L)
 100/sf filter area
 Weight empty 600 lbs (272 kg)
 Pumps: 2 therapy | 1 circulating



SHELL COLORS & CABINET OPTIONS

SHELL COLORS



CABINETS



CLEAR

STATE OF THE ART WATER MANAGEMENT

CLEAR is a state of the art water management that is a Clearwater exclusive, combines four of the best technologies available to provide you the best fresh water experience.

We can't say this is a chemical free system, **BUT** it is the most natural way to have CLEAR water.

Why is it better?

CLEAR allows you to soak in odorless, clear, natural water.

COPPER/SILVER IONIZATION



01

02



MAGNETIC FIELD

03



UVC SANITIZER


04

OZONE OXIDIZER



The Clearwater Difference.

INNOVATIVE DESIGN AND TECHNOLOGY CHANGING THE SPA INDUSTRY




Ultra-Insulated Cabinet & Base

Extremely efficient Reflective Thermal Shield reflects and recycles heat, keeping your water warmer, and your energy bill lower compared to foam-filled spas.



Superior Shell Construction

Our commercial-grade Triple Fusion Shell is thicker, allowing a deeper, stronger, smoother tub. Steel support mesh and environmentally-friendly, EcoSpray resin (not toxic fiberglass) make the Clearwater Spas shell one of the strongest you can buy.



Eco-Foundation

Weather-resistant, fully-insulated base provides the foundation to lift the spa off of the cold ground to further insulate and it protects the spa from moisture, bugs, mice, and other unwanted pests.




DuraTech Cabinets: Ultra-low Maintenance

Just an occasional wash with soapy water will keep your DuraTech cabinet free of dust & grime and looking its very best.

Ultimate Outdoor Performance

DuraTech Cabinets resists splintering, rot, warping, and damage from insects and other pests.



HD Foam PVC Column Supports

Custom PVC high-density foam-filled system will not rot, mold, rust, or breakdown like wood or steel support systems. Pillars integrate seamlessly into the foundation and the shell for unmatched strength making this the only frame-free support system in the world.

INTELLIGENT DESIGN

1. Soothing Waterfalls
2. Best Ergonomic Seating
- 3 Adjustable Hydrotherapy Jets
4. Intelligent Controls
5. LED Coasters
6. Impact Resistant Cabinet
7. Integrated Headrests
8. Dual Guard Filtration
9. Feature Controls



WARRANTY

20
YEARS

20-YEAR SPA STRUCTURAL WARRANTY

Includes: Shell

Clearwater Spa structures are warranted against water loss occurring from defects in material or workmanship for 20 years from the original purchase date. Clearwater Spas also warrants their spa shell interior surface against blistering, cracking and delamination for 20 years from the original purchase date.

5
YEARS

5-YEAR EQUIPMENT WARRANTY

Includes: Plumbing | Operating Equipment

Clearwater Spas warrants the operating equipment and plumbing against defects in workmanship for five years from the original purchase date.

(Europe: 10-year Structural / 3-year Equipment Warranty)

*See warranty details and limitations at www.clearwaterspas.com

Features, accessories, options, components, quantities, styles, sizes, colors, brand names, models, and specifications may be improved on or changed without notice. © Clearwater Spas, 2019.

Clearwater Spas

18800 Woodinville-Snohomish Rd. PO Box 2140
Woodinville, WA 98072 | 425.483.1877
www.clearwaterspas.com